

TREASURER'S REPORT

City of Upland - Successor Agency - Public Financing Authority

**For Period Ended
December 31, 2023**

Investment Portfolio	Cost	Par Value	Market Value	% of Portfolio
State Local Agency Investment Fund	6,124,336	6,124,336	6,112,217	4.9%
California Asset Management Plan	30,940,951	30,940,951	30,940,951	24.6%
Negotiable Certificates of Deposit	24,607,517	24,581,000	24,049,279	19.1%
Money Market Fund	1,160,163	1,160,163	1,160,163	0.9%
Municipal Bonds	1,555,370	1,605,000	1,524,299	1.2%
Government Agency Securities	63,180,444	63,220,000	60,417,271	48.0%
US Treasury	1,697,325	1,750,000	1,614,818	1.3%
Total Investments	\$ 129,266,105	\$ 129,381,449	\$ 125,818,997	100.0%

Weighted Average Days to Maturity	506.90
Blended Yield:	3.08%

Cash	Cost	Market Value
Bank Accounts and Change Funds	7,158,488	7,158,488
Total Cash	\$ 7,158,488	\$ 7,158,488


Total Cash and Investments	\$ 136,424,593	\$ 132,977,485
-----------------------------------	-----------------------	-----------------------

PARS Investment Portfolio	Cost	Market Value
115 Trust-OPEB Investment	1,502,000	1,872,738
115 Trust-Pension Investment	4,412,148	4,729,333
Total Restricted Funds Held in Trust	\$ 5,914,148	\$ 6,602,071

Benchmarks:	
LAIF	3.93%
CAMP	5.55%
2yr U.S. Treasury	4.23%
5yr U.S. Treasury	3.84%

Restricted Funds with Fiscal Agent	Book Value	Market Value
Water Revenue Bonds 2022	15,501,303	15,501,303
Water System Lease Revenue Refunding Bonds 2021	25	25
Successor Agency TARBS 2013/2016-Merged Project	10	10
Colonies CFD Area #1 2022	585,593	585,593
Colonies CFD Area #2 2015	1,526,969	1,526,969
Upland 54 CFD 2004	166,188	166,188
Sycamore Hills CFD 2015-1	737,762	737,762
Harvest at Upland CFD 2016-1 Area #1	578,670	578,670
Harvest at Upland CFD 2016-1 Area #2	2,289,337	2,289,337
Enclave at Upland CFD 2022-1	4,039,244	4,039,244
Sycamore Hills CFD 2015-1-2 STB 2022A	765,836	765,836
Total Restricted Funds	\$ 26,190,936	\$ 26,190,936


- I hereby certify that the investments are in compliance with the investment policy adopted by the City Council in September 2023.
- The City has the ability to meet its budgeted expenditures for the next six months.
- The market values for funds held in banking institutions do not change. The amounts listed as market values for these items are the same as their book values.
- The book value for the State Pool is the withdrawal value provided by the State Treasurer. The market value of funds held by the State Treasurer equates to the City's pro-rata share of the market value of the entire State Pool.
- Sources for current market valuation are Account Statements and the Wall Street Journal GNMA Mortgage rates on the last trading day of the month.
- This report meets the requirements of Government Code Section 53646.



 Assistant City Manager (Finance Director)

1/16/24

 Date



 City Treasurer

1/17/24

 Date

TREASURER'S REPORT

City of Upland - Successor Agency - Public Financing Authority

State Local Agency Investment Fund

**For Period Ended
December 31, 2023**

<u>Fund or Account</u>		<u>Account Balance</u>	
City	98-36-942	<u>6,124,336</u>	Market Value
	Totals	<u>\$ 6,124,336</u>	<u>\$ 6,112,217</u>
Yield for Period Ended	12/31/2023	<u>3.93%</u>	

TREASURER'S REPORT

City of Upland - Successor Agency - Public Financing Authority

California Asset Management Plan

**For Period Ended
December 31, 2023**

<u>Fund or Account</u>		<u>Account Balance</u>	
City of Upland	6113-001	<u>30,940,951</u>	Market Value
	Totals	<u>\$ 30,940,951</u>	<u>\$ 30,940,951</u>
Yield for Period Ended	12/31/2023		5.55%

TREASURER'S REPORT

City of Upland - Successor Agency - Public Financing Authority

US Bank Investments

**For Period Ended
December 31, 2023**

Investment Name	CUSIP	Cost	Par Value	Market Value	Stated Rate	Maturity Date
Negotiable Certificates of Deposit						
Financial Partners CU CD	31762FAB5	248,000	248,000	247,871	4.90%	02/09/2024
Local Government FCU CD	53955LAB3	225,000	225,000	224,874	4.90%	02/12/2024
Luana Savings Bank CD	549104RT6	250,000	250,000	248,440	0.30%	02/14/2024
Bank Hapoalim CD	06251AW48	246,233	235,000	233,649	2.92%	03/25/2024
Celtic Bank CD	15118RUQ8	250,000	250,000	247,413	1.26%	04/02/2024
UBS Bank USA CD	90348JJQ4	260,650	250,000	248,455	2.92%	04/03/2024
American First CU CD	02616ABZ1	248,000	248,000	247,710	5.01%	04/26/2024
Morgan Stanley Private Bank CD	61760AZR3	250,000	250,000	247,898	2.77%	05/02/2024
Evergreen Bank Group CD	300185KL8	250,000	250,000	244,998	0.25%	05/28/2024
Western CD	95763PNQ0	237,000	237,000	237,100	5.35%	06/05/2024
Jovia Financial FCU CD	48115LAE4	242,900	249,000	246,547	2.88%	06/07/2024
CIBC Bank USA CD	12547CBP2	237,000	237,000	237,026	5.25%	06/13/2024
Mountain Pac Bk CD	62424PAC6	237,000	237,000	237,026	5.20%	07/19/2024
Wells Fargo Bk CD	949764DS0	237,000	237,000	237,156	5.29%	07/24/2024
Blupeak CU CD	09644EAB8	150,000	150,000	150,389	5.63%	07/25/2024
Bank Hope CD	062683HV2	243,000	243,000	243,036	5.10%	08/12/2024
First Farmers Bank & Trust CD	320165JK0	246,682	235,000	229,729	1.79%	09/04/2024
The Bank of the Valley CD	06543PCN3	250,000	250,000	241,243	0.36%	09/30/2024
Pentagon FCU CD	70962LAJ1	250,000	250,000	242,343	0.52%	09/30/2024
Fifth Third Bank CD	316777YV7	236,000	236,000	236,611	5.49%	10/17/2024
Pacific Western Bank CD	69506YYX1	243,000	243,000	243,097	5.15%	11/12/2024
Magnolia Bank Inc CD	559582AP6	250,000	250,000	239,408	0.37%	11/25/2024
InFirst FCU CD	45673RAA9	236,675	249,000	241,702	1.91%	11/27/2024
State Bank of India CD	856285RS2	252,625	250,000	243,150	2.11%	11/27/2024
Manufacturers Traders Trust Co CD	564759RJ9	244,000	244,000	243,451	4.91%	12/09/2024
Keypoint CU CD	49332PAC4	248,000	248,000	248,598	5.39%	12/27/2024
WebBank Salt CD	947547NT8	248,000	248,000	238,090	1.04%	12/30/2024
Arsenal CU CD	04288LAA6	248,000	248,000	247,906	5.10%	01/25/2025
Spokane Teachers CD	849061AC0	248,000	248,000	249,349	5.62%	01/28/2025
Enerbank USA CD	29278TMR8	250,000	250,000	241,280	1.86%	01/29/2025
Merrick Bank CD	59013KFH4	250,000	250,000	241,098	1.81%	01/31/2025
General Electric CU CD	369674CJ3	250,000	250,000	249,660	5.01%	02/14/2025
Insight CU CD	45791JAC0	250,000	250,000	249,970	5.10%	02/27/2025
Poppy Bank CD	73319FAF6	235,893	229,000	218,248	1.15%	03/18/2025
Medallion Bank CD	58404DGG1	250,000	250,000	238,760	1.36%	03/27/2025
Industrial Commercial Bank China CD	45581ECJ8	250,000	250,000	236,133	0.48%	03/31/2025
Partners Bank of California CD	70212YAZ5	250,000	250,000	237,725	1.05%	04/02/2025
1st Security Bank of Washington CD	33625CDR7	250,000	250,000	235,128	0.32%	04/16/2025
Third Federal Savings & Loan CD	88413QDE5	250,000	250,000	235,915	0.85%	05/23/2025
Liberty FED CD	53052LAU3	248,000	248,000	248,379	5.09%	06/09/2025
Southeast Bank CD	84133PFC7	250,000	250,000	234,103	0.48%	06/17/2025
Connexus CU CD	20825WBR0	250,000	250,000	250,655	5.14%	06/23/2025
Tandem Bank CD	87537YAB0	250,000	250,000	234,838	0.59%	06/23/2025
Meritrust FCU MTN CD	59001PAR0	225,000	225,000	219,251	3.28%	06/30/2025
New York Community Bank CD	649447UY3	250,000	250,000	234,020	0.53%	07/01/2025
Technology CU CD	87868YAH6	248,000	248,000	247,988	5.10%	07/21/2025
Ideal CU CD	45157PAY6	125,000	125,000	123,209	4.06%	08/29/2025
Live Oak Banking Company CD	538036NV2	250,000	250,000	232,215	0.59%	09/16/2025

TREASURER'S REPORT

City of Upland - Successor Agency - Public Financing Authority

US Bank Investments

**For Period Ended
December 31, 2023**

Investment Name	CUSIP	Cost	Par Value	Market Value	Stated Rate	Maturity Date
BMW Bank North America CD	05580AXF6	250,000	250,000	231,965	0.54%	09/25/2025
California CD	130162BB5	250,000	250,000	253,508	5.57%	10/27/2025
JPMorgan Chase Bank CD	48128URC5	250,000	250,000	230,903	0.54%	11/10/2025
Greenstate CU CD	39573LCC0	250,000	250,000	232,250	0.97%	11/24/2025
Chartway FCU CD	16141BAD3	248,000	248,000	249,208	5.03%	12/16/2025
Alabama CU CD	01025RAF6	250,000	250,000	251,260	5.03%	12/22/2025
Ally Bank Utah	02007GH22	250,000	250,000	249,310	4.66%	12/22/2025
First Carolina Bank CD	31944MBJ3	250,000	250,000	229,783	0.54%	12/23/2025
Communitywide FCU CD	20416TAX0	250,000	250,000	249,615	4.71%	01/06/2026
Popular Bank CD	73317ABL5	250,000	250,000	246,753	4.15%	01/08/2026
City National Bank CD	178180GU3	250,000	250,000	247,943	4.39%	01/12/2026
USAlliance FCU CD	90352RCD5	100,000	100,000	93,206	1.45%	01/28/2026
Burke Herbert Financial Services CD	121331AT9	249,000	249,000	248,783	4.75%	02/13/2026
A+ FCU CD	00224TAN6	250,000	250,000	249,545	4.71%	02/17/2026
Freedom Bk of Virginai CD	35633MCT7	250,000	250,000	249,753	4.80%	02/17/2026
Connex CU CD	208212BD1	250,000	250,000	253,125	5.33%	03/18/2026
Union Bank CD	90520VAX1	250,000	250,000	227,885	0.66%	03/19/2026
Vibrant CU CD	92559TAL2	248,000	248,000	250,862	5.29%	03/20/2026
Clearpath FCU CD	18507MAB7	250,000	250,000	250,020	5.10%	04/27/2026
American Equity Bank CD	02568KAJ4	250,000	250,000	226,550	0.77%	05/27/2026
Global FCU CD	37892MAM6	248,000	248,000	248,940	4.98%	06/16/2026
Dort FCU CD	25844MBC1	250,000	250,000	250,643	4.78%	06/22/2026
Solarity CU CD	83418NAG6	248,000	248,000	249,223	5.02%	06/23/2026
Toyota Financial Savings Bank CD	89235MLE9	249,860	248,000	224,750	1.05%	07/29/2026
Gesa CU CD	37424PAH7	250,000	250,000	252,413	5.19%	07/31/2026
Continental Bank CD	211163MG2	250,000	250,000	223,748	0.67%	08/24/2026
FirstBank of Nebraska CD	32116PAR9	248,000	248,000	221,670	0.67%	08/27/2026
NBC Bancorp Inc CD	633398AA0	248,000	248,000	247,916	4.84%	09/14/2026
Red Crown Fed CD	756558AB8	200,000	200,000	202,716	5.32%	10/13/2026
Empower FCU CD	291916AE4	250,000	250,000	253,745	5.36%	10/23/2026
Texas Exchange Bank CD	88241TMG2	249,000	249,000	224,107	1.27%	11/13/2026
Malaga Bank CD	56102ABK1	250,000	250,000	222,835	0.95%	11/19/2026
BankUnited NA CD	066519RW1	249,000	249,000	224,937	1.49%	12/08/2026
Capital One NA CD	14042RQN4	250,000	250,000	225,235	1.38%	12/08/2026
Milestone Bk CD	59934MAK4	244,000	244,000	240,935	4.44%	12/15/2026
1st Source Bank CD	33646CNW0	250,000	250,000	247,953	4.62%	01/19/2027
Baxter CU CD	07181JAY0	250,000	250,000	247,258	4.54%	01/25/2027
Generations Bank C D	37149CAV9	250,000	250,000	236,610	3.26%	05/06/2027
Essential CU CD	29669XAP3	250,000	250,000	249,113	4.70%	06/15/2027
First Technology FCU CD	33715LEB2	249,000	249,000	239,685	3.78%	08/05/2027
Optum Bank Draper CD	68405VAU3	244,000	244,000	243,444	4.69%	09/13/2027
Preferred CU CD	74043RAA2	250,000	250,000	252,030	4.94%	09/15/2027
Iriquois Fed CD	46355PDQ8	249,000	249,000	248,519	4.69%	09/17/2027
True Sky Credit CD	89786MAH7	250,000	250,000	248,020	4.51%	11/30/2027
Rogue CU CD	77535MAG8	250,000	250,000	250,050	5.20%	12/23/2027
Freedom Northwest CD	356436AF2	249,000	249,000	248,970	4.70%	01/19/2028
Amoco FCU CD	31424AAA8	249,000	249,000	248,993	4.75%	02/08/2028
Customers Bank CD	23204HPB8	250,000	250,000	255,980	4.37%	06/14/2028
TTCU Federal CU CD	89854LAD5	250,000	250,000	255,153	4.86%	07/26/2028

TREASURER'S REPORT

City of Upland - Successor Agency - Public Financing Authority

US Bank Investments

**For Period Ended
December 31, 2023**

Investment Name	CUSIP	Cost	Par Value	Market Value	Stated Rate	Maturity Date
Tucson FCU CD	898812AC6	250,000	250,000	255,723	4.85%	09/08/2028
American Exp CD	02589AEZ1	250,000	250,000	251,490	4.54%	09/13/2028
Discover Bank CD	254676AR0	250,000	250,000	252,175	4.57%	09/18/2028
Southern First CD	84287PJB9	244,000	244,000	249,246	4.71%	10/17/2028
		\$ 24,607,517	\$ 24,581,000	\$ 24,049,279		

Money Market Fund

First American Govt OB Fund-Y	31846V203	1,160,163	1,160,163	1,160,163	4.99%	
Money Market Fund Subtotal		1,160,163	1,160,163	1,160,163		

Municipal Bond Fund

Klamath Trinity CA	498422JN5	25,100	25,000	24,458	1.22%	08/01/2024
Klamath Trinity CA	498422JJ4	30,150	30,000	28,971	1.58%	08/01/2025
San Bernardino CA	796720PA2	300,000	300,000	281,805	0.89%	08/01/2025
Riverside Cnty CA	76913CBA6	950,120	1,000,000	960,260	2.97%	02/15/2026
San Bernardino CA	796720PB0	250,000	250,000	228,805	1.20%	08/01/2026
Municipal Bond Fund Subtotal		1,555,370	1,605,000	1,524,299		

Government Securities

Federal Home Ln Bks DEB	3130ARFD8	754,654	770,000	765,280	2.57%	03/22/2024
Federal Home Ln Bks DEB	3130AQD34	500,000	500,000	494,740	0.83%	03/28/2024
Federal Home Ln Corp MTN	3134GWJ64	1,500,000	1,500,000	1,467,825	0.41%	06/10/2024
Federal Home Ln Bks DEB	3130AQD42	500,000	500,000	489,830	0.94%	06/28/2024
Federal Home Ln Bks DEB	3130AQD59	1,250,000	1,250,000	1,213,325	1.03%	09/30/2024
Federal Home Ln Corp MTN	3134GWUX2	1,500,000	1,500,000	1,448,955	0.39%	09/30/2024
Federal Farm Credit Bks DEB	3133EMER9	1,500,000	1,500,000	1,432,995	0.49%	01/27/2025
Federal Farm Credit Bks DEB	3130AMZP0	1,500,000	1,500,000	1,438,185	0.68%	02/28/2025
Federal Farm Credit Bks DEB	3133EMTQ5	1,100,000	1,100,000	1,047,134	0.74%	03/17/2025
Federal Farm Credit Bks DEB	3130ALN34	1,100,000	1,100,000	1,052,480	0.73%	03/24/2025
Federal Farm Credit Bks DEB	3133EMBK7	1,500,000	1,500,000	1,420,200	0.48%	04/07/2025
Federal Farm Credit Bks DEB	3133ENHW3	1,250,000	1,250,000	1,187,250	1.23%	06/23/2025
Federal Farm Credit Bks DEB	3130ALPJ7	1,000,000	1,000,000	948,630	0.87%	06/30/2025
Federal Farm Credit Bks DEB	3136G4A45	1,500,000	1,500,000	1,417,290	0.75%	07/22/2025
Federal Home Ln Bks DEB	3130AUS70	1,500,000	1,500,000	1,492,395	5.03%	08/15/2025
Federal Farm Credit Bks DEB	3134GWH82	1,500,000	1,500,000	1,407,195	0.67%	09/08/2025
Federal National Mortgage Assoc	3134GWWT9	1,500,000	1,500,000	1,402,065	0.59%	09/30/2025
Federal Home Ln Corp MTN	3134GWZG4	2,000,000	2,000,000	1,865,100	0.64%	10/20/2025
Tennessee Valley Authority DEB	880591CJ9	781,658	750,000	782,798	6.48%	11/01/2025
Federal Home Ln Corp MTN	3134GXAP9	1,500,000	1,500,000	1,395,165	0.65%	11/12/2025
Federal Home Ln Corp	3134GXBM5	1,500,000	1,500,000	1,395,165	0.65%	11/12/2025
Federal Home Ln Corp MTN	3130AQ5D1	1,500,000	1,500,000	1,405,590	1.28%	12/22/2025
Federal Home Ln Corp MTN	3130AKLH7	1,500,000	1,500,000	1,402,230	0.54%	12/30/2025
Federal Home Ln MTG	3134GYEK4	1,250,000	1,250,000	1,247,113	5.16%	01/27/2026

TREASURER'S REPORT

City of Upland - Successor Agency - Public Financing Authority

US Bank Investments

**For Period Ended
December 31, 2023**

Investment Name	CUSIP	Cost	Par Value	Market Value	Stated Rate	Maturity Date
Federal Home Ln Bks DEB	3130AKQX7	2,000,000	2,000,000	1,856,800	0.76%	01/28/2026
Federal Farm Credit Bks DEB	3130AKWK8	2,000,000	2,000,000	1,845,760	0.55%	02/12/2026
Federal Home Ln Bks DEB	3130AUS54	1,500,000	1,500,000	1,496,115	5.02%	02/17/2026
Federal National Mortgage Assoc MTN	3134GYJC7	1,250,000	1,250,000	1,246,775	5.41%	02/24/2026
Federal Farm Credit Bks DEB	3130AL6A7	1,000,000	1,000,000	928,960	0.65%	02/26/2026
Federal Farm Credit Bks DEB	3130AL6L3	1,000,000	1,000,000	927,140	0.54%	02/26/2026
Federal Farm Credit Bks DEB	3133EPPR0	750,803	750,000	756,923	4.59%	04/10/2026
Federal Farm Credit Bks DEB	3130ALZ80	1,300,000	1,300,000	1,234,818	0.79%	04/29/2026
Federal Farm Credit Bks DEB	3130AMBD3	1,500,000	1,500,000	1,408,830	1.07%	05/12/2026
Federal Farm Credit Bks DEB	3130AMET5	2,000,000	2,000,000	1,889,860	1.06%	05/27/2026
Federal Farm Credit Bks DEB	3130AN3R9	1,500,000	1,500,000	1,383,465	1.23%	07/20/2026
Federal Farm Credit Bks DEB	3133ENAF7	1,235,150	1,250,000	1,142,063	1.10%	10/07/2026
Federal Farm Credit Bks DEB	3130APJ55	1,600,000	1,600,000	1,469,840	1.36%	10/26/2026
Federal Farm Credit Bks DEB	3134GW4C7	1,379,420	1,400,000	1,269,464	0.88%	10/27/2026
Federal Farm Credit Bks DEB	3130APU37	1,500,000	1,500,000	1,376,130	1.42%	11/24/2026
Federal Home Ln Corp MTN	3130APV51	2,000,000	2,000,000	1,893,880	1.06%	11/24/2026
Federal Home Ln Bks DEB	3130ARCL3	1,000,000	1,000,000	948,180	2.64%	03/30/2027
Federal Home Ln Bks DEB	3130ARKL4	591,600	600,000	598,320	3.26%	04/21/2027
Federal Home Ln M C MTN	3134GXSB1	1,000,000	1,000,000	988,520	3.04%	05/17/2027
Federal Home Ln Bks DEB	3130AWBZ2	998,300	1,000,000	1,003,130	4.12%	06/11/2027
Federal Home Ln Bks DEB	3130AUS88	1,500,000	1,500,000	1,484,985	5.06%	02/16/2028
Federal Home Ln Bks DEB	3130AUX33	599,100	600,000	597,000	5.50%	02/22/2028
Federal Home Ln Bks DEB	3130AWTR1	1,991,760	2,000,000	2,036,880	4.31%	09/08/2028
Federal Farm Credit Bks DEB	3133EPN50	998,000	1,000,000	1,014,500	4.20%	12/15/2028
Government Securities Subtotal		63,180,444	63,220,000	60,417,271		
US Treasury						
US Treasury Note	91282CBC4	1,476,450	1,500,000	1,390,140	0.41%	12/31/2025
US Treasury Note	912828ZE3	220,875	250,000	224,678	0.70%	03/31/2027
US Treasury Subtotal		1,697,325	1,750,000	1,614,818		
Total Portfolio		\$ 92,200,818	\$ 92,316,163	\$ 88,765,829		

TREASURER'S REPORT

City of Upland - Successor Agency - Public Financing Authority

Investment Portfolio

For Period Ended
December 31, 2023

December 31, 2023	Market Value	Availability	No. of days until maturity	Weight	Days to maturity weighted average	Total by maturity
Petty Cash	34,100	12/31/2023	0	0.0%	-	
Checking Account	6,793,415	1/1/2024	1	5.1%	0.05	
Successor Agency	330,973	1/1/2024	1	0.2%	0.00	
Total Bank Accounts	7,158,488					7,158,488
State Local Agency Investment Fund	6,112,217	1/1/2024	1	4.6%	0.05	6,112,217
California Asset Management Plan	30,940,951	12/31/2023	0	23.3%	-	30,940,951
First American Govt OB Fund-Y	1,160,163	1/1/2024	1	0.9%	0.01	
Money Market Accounts	1,160,163					1,160,163
						45,371,819 1 - 30 days
Financial Partners CU CD	247,871	2/9/2024	40	0.2%	0.07	
Local Government FCU CD	224,874	2/12/2024	43	0.2%	0.07	
Luana Savings Bank CD	248,440	2/14/2024	45	0.2%	0.08	
Negotiable Certificates of Deposit	721,185					721,185
						721,185 31 - 60 days
Federal Home Ln Bks DEB	765,280	3/22/2024	82	0.6%	0.47	
Federal Home Ln Bks DEB	494,740	3/28/2024	88	0.4%	0.33	
Government Securities	1,260,020					1,260,020
Bank Hapoalim CD	233,649	3/25/2024	85	0.2%	0.15	
Celtic Bank CD	247,413	4/2/2024	93	0.2%	0.17	
UBS Bank USA CD	248,455	4/3/2024	94	0.2%	0.18	
American First CU CD	247,710	4/26/2024	117	0.2%	0.22	
Negotiable Certificates of Deposit	977,226					977,226
						2,237,246 61 - 120 days
Federal Home Ln Corp MTN	1,467,825	6/10/2024	162	1.1%	1.79	
Federal Home Ln Bks DEB	489,830	6/28/2024	180	0.4%	0.66	
Government Securities	1,957,655					1,957,655
Morgan Stanley Private Bank CD	247,898	5/2/2024	123	0.2%	0.23	
Evergreen Bank Group CD	244,998	5/28/2024	149	0.2%	0.27	
Western CD	237,100	6/5/2024	157	0.2%	0.28	
Jovia Financial FCU CD	246,547	6/7/2024	159	0.2%	0.29	
CIBC Bank USA CD	237,026	6/13/2024	165	0.2%	0.29	
Negotiable Certificates of Deposit	1,213,568					1,213,568
						3,171,223 121 - 180 days
Federal Home Ln Bks DEB	1,213,325	9/30/2024	274	0.9%	2.50	
Federal Home Ln Corp MTN	1,448,955	9/30/2024	274	1.1%	2.99	
Government Securities	2,662,280					2,662,280
Mountain Pac Bk CD	237,026	7/19/2024	201	0.2%	0.36	
Wells Fargo Bk CD	237,156	7/24/2024	206	0.2%	0.37	
Blupeak CU CD	150,389	7/25/2024	207	0.1%	0.23	
Bank Hope CD	243,036	8/12/2024	225	0.2%	0.41	
First Farmers Bank & Trust CD	229,729	9/4/2024	248	0.2%	0.43	
The Bank of the Valley CD	241,243	9/30/2024	274	0.2%	0.50	
Pentagon FCU CD	242,343	9/30/2024	274	0.2%	0.50	
Fifth Third Bank CD	236,611	10/17/2024	291	0.2%	0.52	
Pacific Western Bank CD	243,097	11/12/2024	317	0.2%	0.58	
Magnolia Bank Inc CD	239,408	11/25/2024	330	0.2%	0.59	
InFirst FCU CD	241,702	11/27/2024	332	0.2%	0.60	
State Bank of India CD	243,150	11/27/2024	332	0.2%	0.61	
Manufacturers Traders Trust Co CD	243,451	12/9/2024	344	0.2%	0.63	
Keypoint CU CD	248,598	12/27/2024	362	0.2%	0.68	
WebBank Salt CD	238,090	12/30/2024	365	0.2%	0.65	
Negotiable Certificates of Deposit	3,515,028					3,515,028

TREASURER'S REPORT

City of Upland - Successor Agency - Public Financing Authority

Investment Portfolio

For Period Ended
December 31, 2023

December 31, 2023	Market Value	Availability	No. of days until maturity	Weight	Days to maturity weighted average	Total by maturity
Klamath Trinity CA Municipal Bonds	<u>24,458</u> 24,458	8/1/2024	214	0.0%	0.04	24,458
						<u>6,201,766</u> 181 - 1 year
Federal Farm Credit Bks DEB	1,432,995	1/27/2025	393	1.1%	4.24	
Federal Farm Credit Bks DEB	1,438,185	2/28/2025	425	1.1%	4.60	
Federal Farm Credit Bks DEB	1,047,134	3/17/2025	442	0.8%	3.48	
Federal Farm Credit Bks DEB	1,052,480	3/24/2025	449	0.8%	3.55	
Federal Farm Credit Bks DEB	1,420,200	4/7/2025	463	1.1%	4.94	
Federal Farm Credit Bks DEB	1,187,250	6/23/2025	540	0.9%	4.82	
Federal Farm Credit Bks DEB	948,630	6/30/2025	547	0.7%	3.90	
Federal Farm Credit Bks DEB	1,417,290	7/22/2025	569	1.1%	6.06	
Federal Home Ln Bks DEB	1,492,395	8/15/2025	593	1.1%	6.66	
Federal Farm Credit Bks DEB	1,407,195	9/8/2025	617	1.1%	6.53	
Federal National Mortgage Assoc	1,402,065	9/30/2025	639	1.1%	6.74	
Federal Home Ln Corp MTN	1,865,100	10/20/2025	659	1.4%	9.24	
Tennessee Valley Authority DEB	782,798	11/1/2025	671	0.6%	3.95	
Federal Home Ln Corp MTN	1,395,165	11/12/2025	682	1.0%	7.16	
Federal Home Ln Corp	1,395,165	11/12/2025	682	1.0%	7.16	
Federal Home Ln Corp MTN	1,405,590	12/22/2025	722	1.1%	7.63	
Federal Home Ln Corp MTN	1,402,230	12/30/2025	730	1.1%	7.70	
Government Securities	<u>22,491,867</u>					22,491,867
Arsenal CU CD	247,906	1/25/2025	391	0.2%	0.73	
Spokane Teachers CD	249,349	1/28/2025	394	0.2%	0.74	
Enerbank USA CD	241,280	1/29/2025	395	0.2%	0.72	
Merrick Bank CD	241,098	1/31/2025	397	0.2%	0.72	
General Electric CU CD	249,660	2/14/2025	411	0.2%	0.77	
Insight CU CD	249,970	2/27/2025	424	0.2%	0.80	
Poppy Bank CD	218,248	3/18/2025	443	0.2%	0.73	
Medallion Bank CD	238,760	3/27/2025	452	0.2%	0.81	
Industrial Commercial Bank China CD	236,133	3/31/2025	456	0.2%	0.81	
Partners Bank of California CD	237,725	4/2/2025	458	0.2%	0.82	
1st Security Bank of Washington CD	235,128	4/16/2025	472	0.2%	0.83	
Third Federal Savings & Loan CD	235,915	5/23/2025	509	0.2%	0.90	
Liberty FED CD	248,379	6/9/2025	526	0.2%	0.98	
Southeast Bank CD	234,103	6/17/2025	534	0.2%	0.94	
Connexus CU CD	250,655	6/23/2025	540	0.2%	1.02	
Tandem Bank CD	234,838	6/23/2025	540	0.2%	0.95	
Meritrust FCU MTN CD	219,251	6/30/2025	547	0.2%	0.90	
New York Community Bank CD	234,020	7/1/2025	548	0.2%	0.96	
Technology CU CD	247,988	7/21/2025	568	0.2%	1.06	
Ideal CU CD	123,209	8/29/2025	607	0.1%	0.56	
Live Oak Banking Company CD	232,215	9/16/2025	625	0.2%	1.09	
BMW Bank North America CD	231,965	9/25/2025	634	0.2%	1.11	
California CD	253,508	10/27/2025	666	0.2%	1.27	
JPMorgan Chase Bank CD	230,903	11/10/2025	680	0.2%	1.18	
Greenstate CU CD	232,250	11/24/2025	694	0.2%	1.21	
Chartway FCU CD	249,208	12/16/2025	716	0.2%	1.34	
Alabama CU CD	251,260	12/22/2025	722	0.2%	1.36	
Ally Bank Utah	249,310	12/22/2025	722	0.2%	1.35	
First Carolina Bank CD	229,783	12/23/2025	723	0.2%	1.25	
Negotiable Certificates of Deposit	<u>6,834,013</u>					6,834,013
Klamath Trinity CA	28,971	8/1/2025	579	0.0%	0.13	
San Bernardino CA	<u>281,805</u>	8/1/2025	579	0.2%	1.23	
Municipal Bonds	<u>310,776</u>					310,776
						<u>29,636,655</u> 1- 2 years
Federal Home Ln MTG	1,247,113	1/27/2026	758	0.9%	7.11	
Federal Home Ln Bks DEB	1,856,800	1/28/2026	759	1.4%	10.60	
Federal Farm Credit Bks DEB	1,845,760	2/12/2026	774	1.4%	10.74	
Federal Home Ln Bks DEB	1,496,115	2/17/2026	779	1.1%	8.76	
Federal National Mortgage Assoc MTN	1,246,775	2/24/2026	786	0.9%	7.37	
Federal Farm Credit Bks DEB	928,960	2/26/2026	788	0.7%	5.50	

TREASURER'S REPORT

City of Upland - Successor Agency - Public Financing Authority

Investment Portfolio

For Period Ended
December 31, 2023

December 31, 2023	Market Value	Availability	No. of days until maturity	Weight	Days to maturity weighted average	Total by maturity
Federal Farm Credit Bks DEB	927,140	2/26/2026	788	0.7%	5.49	
Federal Farm Credit Bks DEB	756,923	4/10/2026	831	0.6%	4.73	
Federal Farm Credit Bks DEB	1,234,818	4/29/2026	850	0.9%	7.89	
Federal Farm Credit Bks DEB	1,408,830	5/12/2026	863	1.1%	9.14	
Federal Farm Credit Bks DEB	1,889,860	5/27/2026	878	1.4%	12.48	
Federal Farm Credit Bks DEB	1,383,465	7/20/2026	932	1.0%	9.70	
Federal Farm Credit Bks DEB	1,142,063	10/7/2026	1011	0.9%	8.68	
Federal Farm Credit Bks DEB	1,469,840	10/26/2026	1030	1.1%	11.38	
Federal Farm Credit Bks DEB	1,269,464	10/27/2026	1031	1.0%	9.84	
Federal Farm Credit Bks DEB	1,376,130	11/24/2026	1059	1.0%	10.96	
Federal Home Ln Corp MTN	1,893,880	11/24/2026	1059	1.4%	15.08	
Government Securities	23,373,935					23,373,935
Communitywide FCU CD	249,615	1/6/2026	737	0.2%	1.38	
Popular Bank CD	246,753	1/8/2026	739	0.2%	1.37	
City National Bank CD	247,943	1/12/2026	743	0.2%	1.39	
USAlliance FCU CD	93,206	1/28/2026	759	0.1%	0.53	
Burke Herbert Financial Services CD	248,783	2/13/2026	775	0.2%	1.45	
A+ FCU CD	249,545	2/17/2026	779	0.2%	1.46	
Freedom Bk of Virginia CD	249,753	2/17/2026	779	0.2%	1.46	
Connex CU CD	253,125	3/18/2026	808	0.2%	1.54	
Union Bank CD	227,885	3/19/2026	809	0.2%	1.39	
Vibrant CU CD	250,862	3/20/2026	810	0.2%	1.53	
Clearpath FCU CD	250,020	4/27/2026	848	0.2%	1.59	
American Equity Bank CD	226,550	5/27/2026	878	0.2%	1.50	
Global FCU CD	248,940	6/16/2026	898	0.2%	1.68	
Dort FCU CD	250,643	6/22/2026	904	0.2%	1.70	
Solarity CU CD	249,223	6/23/2026	905	0.2%	1.70	
Toyota Financial Savings Bank CD	224,750	7/29/2026	941	0.2%	1.59	
Gesa CU CD	252,413	7/31/2026	943	0.2%	1.79	
Continental Bank CD	223,748	8/24/2026	967	0.2%	1.63	
FirstBank of Nebraska CD	221,670	8/27/2026	970	0.2%	1.62	
NBC Bancorp Inc CD	247,916	9/14/2026	988	0.2%	1.84	
Red Crown Fed CD	202,716	10/13/2026	1017	0.2%	1.55	
Empower FCU CD	253,745	10/23/2026	1027	0.2%	1.96	
Texas Exchange Bank CD	224,107	11/13/2026	1048	0.2%	1.77	
Malaga Bank CD	222,835	11/19/2026	1054	0.2%	1.77	
BankUnited NA CD	224,937	12/8/2026	1073	0.2%	1.82	
Capital One NA CD	225,235	12/8/2026	1073	0.2%	1.82	
Milestone Bk CD	240,935	12/15/2026	1080	0.2%	1.96	
Negotiable Certificates of Deposit	6,307,850					6,307,850
US Treasury Note	1,390,140	12/31/2025	731	1.0%	7.64	
US Treasury	1,390,140					1,390,140
Riverside Cnty CA	960,260	2/15/2026	777	0.7%	5.61	
San Bernardino CA	228,805	8/1/2026	944	0.2%	1.62	
Municipal Bonds	1,189,065					1,189,065
						32,260,989
						2- 3 years
Federal Home Ln Bks DEB	948,180	3/30/2027	1185	0.7%	8.45	
Federal Home Ln Bks DEB	598,320	4/21/2027	1207	0.4%	5.43	
Federal Home Ln M C MTN	988,520	5/17/2027	1233	0.7%	9.17	
Federal Home Ln Bks DEB	1,003,130	6/11/2027	1258	0.8%	9.49	
Government Securities	3,538,150					3,538,150
1st Source Bank CD	247,953	1/19/2027	1115	0.2%	2.08	
Baxter CU CD	247,258	1/25/2027	1121	0.2%	2.08	
Generations Bank C D	236,610	5/6/2027	1222	0.2%	2.17	
Essential CU CD	249,113	6/15/2027	1262	0.2%	2.36	
First Technology FCU CD	239,685	8/5/2027	1313	0.2%	2.37	
Optum Bank Draper CD	243,444	9/13/2027	1352	0.2%	2.48	
Preferred CU CD	252,030	9/15/2027	1354	0.2%	2.57	
Iriquois Fed CD	248,519	9/17/2027	1356	0.2%	2.53	

TREASURER'S REPORT

City of Upland - Successor Agency - Public Financing Authority

Investment Portfolio

**For Period Ended
December 31, 2023**

December 31, 2023	Market Value	Availability	No. of days until maturity	Weight	Days to maturity weighted average	Total by maturity	
True Sky Credit CD	248,020	11/30/2027	1430	0.2%	2.67		
Rogue CU CD	250,050	12/23/2027	1453	0.2%	2.73		
Negotiable Certificates of Deposit	2,462,681						2,462,681
US Treasury Note	224,678	3/31/2027	1186	0.2%	2.00		
US Treasury	224,678						224,678
						6,225,508	3- 4 years
Federal Home Ln Bks DEB	1,484,985	2/16/2028	1508	1.1%	16.84		
Federal Home Ln Bks DEB	597,000	2/22/2028	1514	0.4%	6.80		
Federal Home Ln Bks DEB	2,036,880	9/8/2028	1713	1.5%	26.24		
Federal Farm Credit Bks DEB	1,014,500	12/15/2028	1811	0.8%	13.82		
Government Securities	5,133,365						5,133,365
Freedom Northwest CD	248,970	1/19/2028	1480	0.2%	2.77		
Amoco FCU CD	248,993	2/8/2028	1500	0.2%	2.81		
Customers Bank CD	255,980	6/14/2028	1627	0.2%	3.13		
TTCU Federal CU CD	255,153	7/26/2028	1669	0.2%	3.20		
Tucson FCU CD	255,723	9/8/2028	1713	0.2%	3.29		
American Exp CD	251,490	9/13/2028	1718	0.2%	3.25		
Discover Bank CD	252,175	9/18/2028	1723	0.2%	3.27		
Southern First CD	249,246	10/17/2028	1752	0.2%	3.28		
Negotiable Certificates of Deposit	2,017,729						2,017,729
						7,151,094	4- 5 years
Total Investments	\$ 132,977,485			100%	\$ 507	132,977,485	
		Average Maturity in Days	507				
		Average Maturity in Years:	1				

TREASURER'S REPORT

City of Upland - Successor Agency - Public Financing Authority

CA Government Code Section 53607

**For Period Ended
December 31, 2023**

Investment Name	CUSIP ID	Issue Date	Cost	Par Value	Market Value	Maturity Date
<u>Sales & Maturities</u>						
Raymond James CD	75472RAT8	12/30/2019	250,000.00	250,000.00	249,312.50	12/29/2023
Bank of Princeton CD	064520BB4	6/30/2020	250,000.00	250,000.00	249,027.50	12/29/2023
Federal Home Ln Bks DEB	3130AQD26	12/29/2021	500,000.00	500,000.00	498,220.00	12/29/2023
Sales & Maturities Subtotal			1,000,000.00	1,000,000.00	996,560.00	
<u>Purchases</u>						
Federal Farm Credit Bks DEB	3133EPN50	12/15/2023	998,000.00	1,000,000.00	1,014,500.00	12/15/2028
Milestone Bk CD	59934MAK4	12/15/2023	244,000.00	244,000.00	240,935.36	12/15/2026
Keypoint CU CD	49332PAC4	12/29/2023	248,000.00	248,000.00	248,597.68	12/27/2024
Purchases Subtotal			1,490,000.00	1,492,000.00	1,504,033.04	

TREASURER'S REPORT

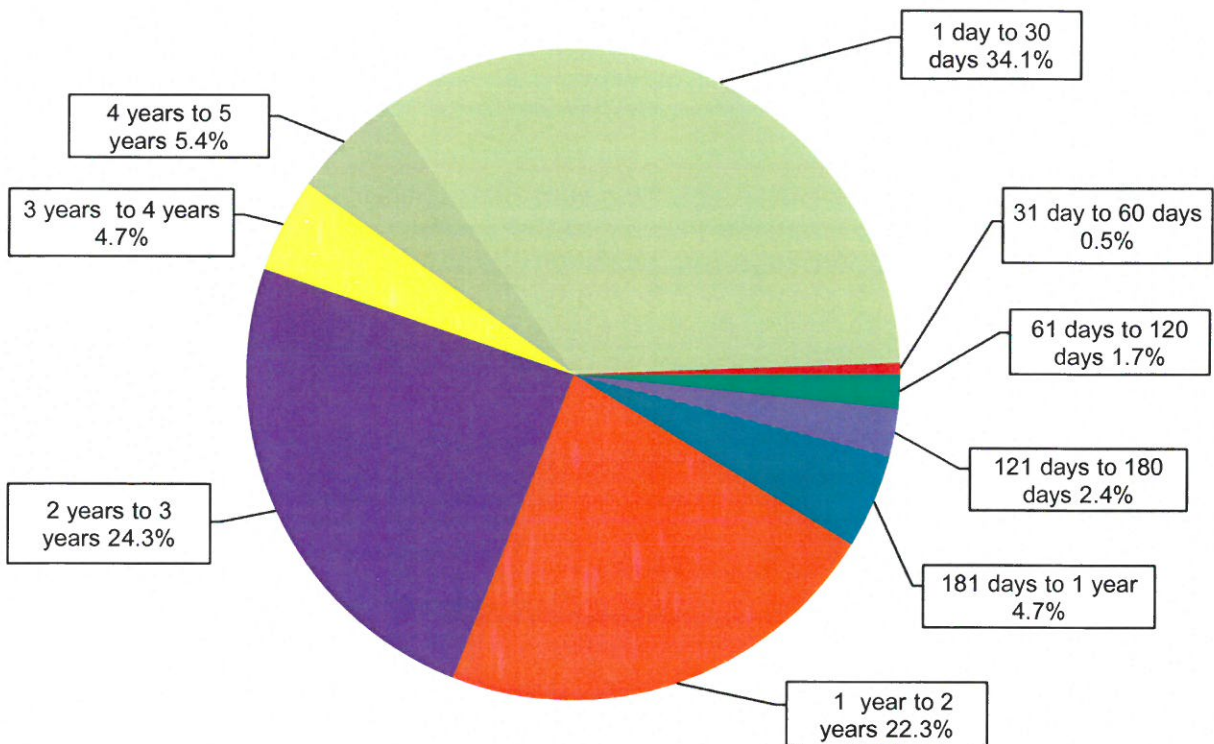
City of Upland - Successor Agency - Public Financing Authority

Maturities in Thousands of Dollars

**For Period Ended
December 31, 2023**

Investment Portfolio	1 day to 30 days	31 day to 60 days	61 days to 120 days	121 days to 180 days	181 days to 1 year	1 year to 2 years	2 years to 3 years	3 years to 4 years	4 years to 5 years
State Local Agency Investment Fund	6,112	-	-	-	-	-	-	-	-
California Asset Management Plan	30,941	-	-	-	-	-	-	-	-
Bank Accounts and Change Funds	7,158	-	-	-	-	-	-	-	-
Negotiable Certificates of Deposit	-	721	977	1,214	3,515	6,834	6,308	2,463	2,018
Government Securities	-	-	1,260	1,958	2,662	22,492	23,374	3,538	5,133
Money Market Fund	1,160	-	-	-	-	-	-	-	-
Municipal Bonds	-	-	-	-	24	311	1,189	-	-
US Treasury	-	-	-	-	-	-	1,390	225	-
Total Cash and Investments	45,372	721	2,237	3,171	6,202	29,637	32,261	6,226	7,151
Percentage	34.1%	0.5%	1.7%	2.4%	4.7%	22.3%	24.3%	4.7%	5.4%

INVESTMENTS BY MATURITY



TREASURER'S REPORT

City of Upland - Successor Agency - Public Financing Authority
Bank Accounts and Change Funds

**For Period Ended
December 31, 2023**

<u>Account Name</u>	<u>Institution</u>	<u>Insured Deposits</u>	<u>Collateralized Deposits</u>	<u>Total Deposits</u>
Petty Cash City of Upland	City of Upland	\$ -	\$ 34,100	\$ 34,100
City of Upland Payroll Zero Balance Account	Chase	-	-	-
City of Upland Checking Account	Chase	250,000	6,543,415	6,793,415
City of Upland Successor Agency	Chase	250,000	80,973	330,973
	Totals	\$ 500,000	\$ 6,658,488	\$ 7,158,488

TREASURER'S REPORT

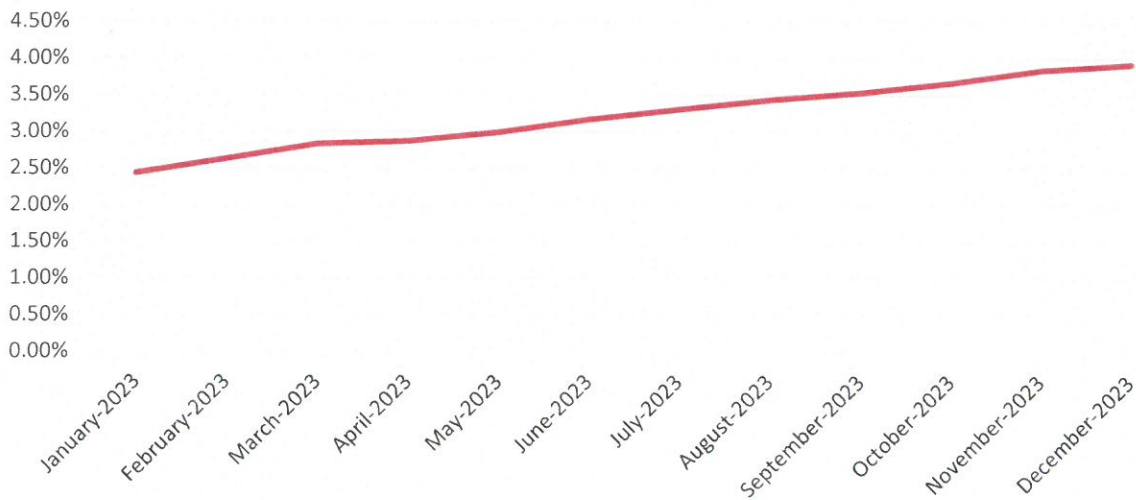
City of Upland - Successor Agency - Public Financing Authority

State Local Agency Investment Fund

**For 12 Month Period Ended
December 31, 2023**

Month	Yield
January-2023	2.43%
February-2023	2.62%
March-2023	2.83%
April-2023	2.87%
May-2023	2.99%
June-2023	3.17%
July-2023	3.31%
August-2023	3.43%
September-2023	3.53%
October-2023	3.67%
November-2023	3.84%
December-2023	3.93%

Average Yield On Investment Portfolio



TREASURER'S REPORT
 City of Upland - Successor Agency - Public Financing Authority


Investment Summary
 December 31, 2023

Investment Portfolio	January-2023	February-2023	March-2023	April-2023	May-2023	June-2023	July-2023	August-2023	September-2023	October-2023	November-2023	December-2023
State Local Agency Investment Fund (LAIF)	8,402,001	8,385,352	8,426,781	3,521,938	3,519,024	4,893,829	5,023,403	5,063,212	3,065,740	1,115,944	1,118,938	6,112,217
California Asset Management Plan (CAMP)	14,168,068	14,223,169	14,274,817	14,332,982	22,397,065	25,098,674	30,230,929	30,372,628	30,511,128	30,655,126	30,795,733	30,940,951
Mutual Funds	16,008,013	17,417,124	17,446,118	17,976,077	17,987,614	19,941,118	22,273,062	22,275,160	23,734,007	24,049,270	25,087,720	24,049,270
Money Market Fund	9,335,964	343,230	1,232,406	1,800,250	6,476,120	3,094,006	544,366	3,331,015	1,416,006	373,395	1,534,652	1,160,163
Municipal Bonds	1,543,300	1,522,772	1,545,088	1,532,788	1,538,807	1,548,788	1,535,585	1,497,757	1,494,983	1,497,169	1,510,198	1,524,299
Government Agency Securities	50,648,999	57,507,328	58,555,738	58,523,682	58,931,606	59,305,626	59,305,626	57,908,782	58,260,780	58,443,604	58,090,696	60,417,271
Corporate Bonds	1,358,670	1,338,225	1,367,220	1,372,680	2,350,895	2,561,858	2,569,213	1,577,943	1,573,238	1,576,070	1,585,435	1,614,818
US Treasury	101,483,615	100,737,201	102,848,167	99,076,407	111,835,644	116,943,930	121,482,183	122,026,498	120,959,871	118,608,939	119,703,332	125,818,997
Total Investments	\$ 101,483,615	\$ 100,737,201	\$ 102,848,167	\$ 99,076,407	\$ 111,835,644	\$ 116,943,930	\$ 121,482,183	\$ 122,026,498	\$ 120,959,871	\$ 118,608,939	\$ 119,703,332	\$ 125,818,997
Weighted Average Days to Maturity	610.90	693.49	668.55	631.55	526.34	508.51	532.00	529.41	563.07	550.72	559.72	506.90
Blended Yield:	1.95%	2.13%	2.19%	2.21%	2.62%	2.42%	2.58%	2.93%	3.01%	3.02%	3.02%	3.08%
Bank Accounts and Change of Funds	\$ 9,339,706	\$ 6,531,258	\$ 6,695,608	\$ 13,639,754	\$ 15,519,957	\$ 19,573,164	\$ 7,875,465	\$ 3,307,087	\$ 4,061,508	\$ 4,719,830	\$ 7,043,740	\$ 7,158,488
Total Cash	\$ 9,339,706	\$ 6,531,258	\$ 6,695,608	\$ 13,639,754	\$ 15,519,957	\$ 19,573,164	\$ 7,875,465	\$ 3,307,087	\$ 4,061,508	\$ 4,719,830	\$ 7,043,740	\$ 7,158,488
Total Cash and Investments	\$ 110,823,321	\$ 113,456,005	\$ 109,543,775	\$ 112,716,161	\$ 127,355,601	\$ 135,517,094	\$ 129,607,649	\$ 125,333,584	\$ 124,717,379	\$ 123,328,769	\$ 126,747,072	\$ 132,977,485
PARS Investment Portfolio	\$ 1,739,967	\$ 1,694,867	\$ 1,724,862	\$ 1,737,104	\$ 1,720,017	\$ 1,780,155	\$ 1,818,063	\$ 1,783,295	\$ 1,717,318	\$ 1,722,469	\$ 1,722,469	\$ 1,872,738
115 Trust-OPER Investment	2,695,340	2,620,466	2,673,710	2,690,221	2,663,234	3,876,869	4,566,983	4,509,472	4,370,416	4,432,144	4,432,144	4,729,333
115 Trust-Pension Investment	4,426,307	4,315,333	4,398,562	4,427,325	4,383,251	5,657,024	6,385,657	6,292,767	6,087,734	6,154,613	6,154,613	6,902,071
Total Restricted Funds Held in Trust	\$ 4,426,307	\$ 4,315,333	\$ 4,398,562	\$ 4,427,325	\$ 4,383,251	\$ 5,657,024	\$ 6,385,657	\$ 6,292,767	\$ 6,087,734	\$ 6,154,613	\$ 6,154,613	\$ 6,902,071
Benchmarks:	2.43%	2.62%	2.83%	2.87%	2.99%	3.17%	3.31%	3.43%	3.53%	3.67%	3.67%	3.93%
LAIF	4.56%	4.73%	4.92%	5.01%	5.20%	5.27%	5.43%	5.54%	5.55%	5.56%	5.55%	5.55%
CAMP	4.21%	4.81%	4.06%	4.04%	4.87%	4.87%	4.88%	4.85%	5.03%	4.95%	4.73%	4.23%
2yr U.S. Treasury	3.63%	4.18%	3.60%	3.51%	3.74%	4.13%	4.18%	4.23%	4.60%	4.67%	4.31%	3.84%
Restricted Funds with Fiscal Agent	\$ 1,550,053	\$ 15,500,593	\$ 15,643,806	\$ 15,500,784	\$ 15,500,948	\$ 15,500,914	\$ 15,500,977	\$ 15,501,043	\$ 16,509,197	\$ 15,501,173	\$ 15,501,239	\$ 15,501,303
Wtr Sys Lease Rev Ref Bonds 2011	0	0	48,960	0	0	0	0	0	73,960	25	25	25
Wtr Revenue Bonds 2022	2,256,118	2,543,569	2,256,134	2,256,143	2,256,143	2,256,162	2,256,172	2,892,444	10	10	10	10
Wtr Sys Lease Rev Ref Bonds 2021	0	0	0	0	0	0	0	0	0	0	0	0
Successor Agency TAN 2013 / TAN 2016- Me	294,390	2,245,450	2,008,596	2,008,605	2,615,776	2,615,776	2,615,776	1,640,530	585,588	585,588	585,591	585,593
Colonies CFD Area #1 2012	1,547,817	1,036,457	852,152	852,155	1,076,844	1,076,844	1,076,852	2,010,005	1,526,956	1,526,956	1,526,958	1,526,969
Colonies CFD Area #2 2015	174,038	1,036,457	852,152	852,155	1,076,844	1,076,844	1,076,852	2,010,005	1,526,956	1,526,956	1,526,958	1,526,969
Upland 54 CFD 2004	1,036,449	886,081	711,689	714,159	893,973	893,973	893,973	1,102,057	737,752	737,752	737,759	737,762
Sycamore Hills CFD 2015-1	562,988	2,577,402	2,426,606	2,426,606	2,695,079	2,695,079	2,695,100	2,695,112	2,289,318	2,289,318	2,289,328	2,289,337
Harvest at Upland CFD 2016-1 Area #1	2,294,132	5,256,968	5,312,540	4,262,553	4,010,977	3,998,701	4,013,696	4,029,216	3,992,422	4,007,837	4,023,801	4,030,244
Harvest at Upland CFD 2016-1 Area #2	5,256,968	30,567,956	30,385,088	29,125,623	35,493,019	35,483,921	32,061,765	32,765,574	27,219,003	26,154,735	26,173,129	26,190,936
Sycamore Hills CFD 2015-1-2	14,972,328	30,567,956	30,385,088	29,125,623	35,493,019	35,483,921	32,061,765	32,765,574	27,219,003	26,154,735	26,173,129	26,190,936
Total Restricted Funds	\$ 14,972,328	\$ 30,567,956	\$ 30,385,088	\$ 29,125,623	\$ 35,493,019	\$ 35,483,921	\$ 32,061,765	\$ 32,765,574	\$ 27,219,003	\$ 26,154,735	\$ 26,173,129	\$ 26,190,936



City Clerk's Office
Telephone 909-931-4120
Facsimile 909-931-4123

MEMORANDUM

TO: Londa Bock-Helms, Finance Officer
FROM: Keri Johnson, City Clerk 
DATE: January 23, 2024
RE: City Council Action - Treasurer's Report

On January 22, 2024, the City Council received and filed the December 2023 Treasurer's Reports. Enclosed is the signed original Treasurer's report for filing and retention.

ENC